



National Marine Manufacturers Association

nmma.org

ECONOMIC SIGNIFICANCE OF RECREATIONAL BOATING IN MASSACHUSETTS

CONGRESSIONAL DISTRICT 7

Number of Recreational Boats*	3,719
Recreational Boating Industry Businesses	41
Total Jobs	491
Annual Recreational Boating-Related Spending	\$24.8 MILLION

TOTAL ANNUAL ECONOMIC IMPACT OF RECREATIONAL BOATING:

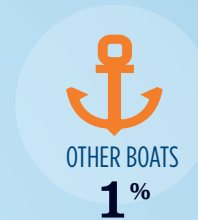

\$59.8 MILLION



RECREATIONAL BOATS IN MA-7

TOTAL BOATS* **3,719**

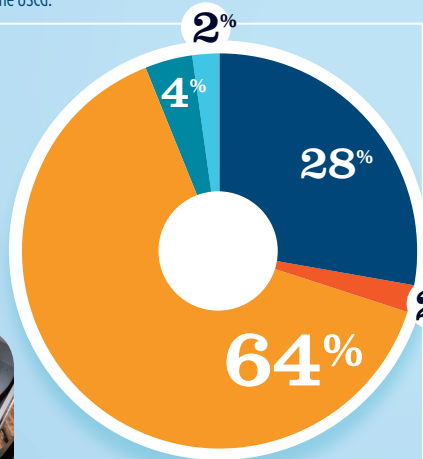
REGISTERED BOATS	3,719
Power boats	2,950
PWCs	288
Sailboats	448
Other Boats	33
HOUSEHOLDS PER BOAT	77.1



* Total boats are registered boats as reported by states to the USCG.

RECREATIONAL BOATING CREATES JOBS IN MA-7

TOTAL BOATING JOBS	342
Boat Building	8
Motor / Engine Mfgr.	13
Accessory / Supplies Mfgr.	217
Dealers / Wholesalers	7
Boat Services	97

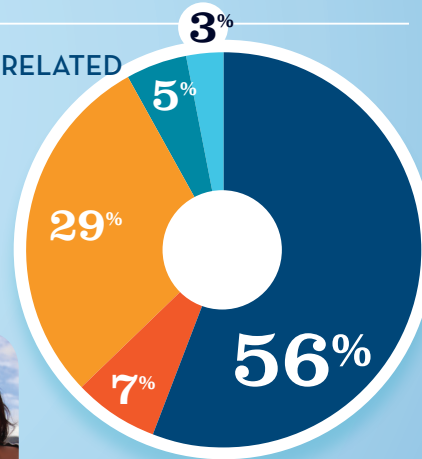


BOAT BUILDING (2%)
MOTOR/ENG. MFGR. (4%)
ACC./SUPPLIES MFGR. (28%)
DLRS/WHOLESALERS (2%)
BOAT SERVICES (64%)



RECREATIONAL BOATING-RELATED BUSINESSES IN MA-7

TOTAL BUSINESSES	41
Boat Building	1
Motor / Engine Mfgr.	2
Accessory / Supplies Mfgr.	12
Dealers / Wholesalers	3
Boat Services	23

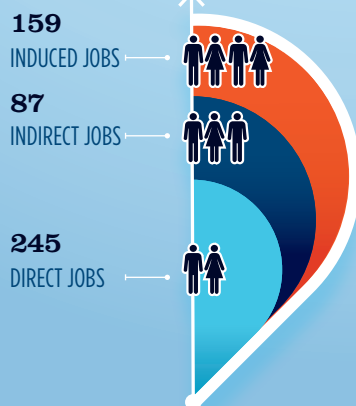


BOAT BUILDING (3%)
MOTOR/ENG. MFGR. (5%)
ACC./SUPPLIES MFGR. (29%)
DLRS/WHOLESALERS (3%)
BOAT SERVICES (56%)



ESTIMATED JOBS IMPACT OF RECREATIONAL BOATING-RELATED SPENDING IN MA-7

EST. TOTAL JOBS	491
EST. TOTAL LABOR INCOME (MILLIONS)	\$20.3
Est. Direct Income	\$8.5
Est. Indirect Income	\$4.8
Est. Induced Income	\$7.0



RECREATIONAL BOATING INDUSTRY SALES IN MA-7

Boat Building	\$2.1 MILLION
Motor / Engine Mfgr.	\$7.6 MILLION
Accessory / Supplies Mfgr.	\$46.5 MILLION
Dealers / Wholesalers	\$3.4 MILLION
Boat Services	\$27.1 MILLION
TOTAL MFG. SALES	\$56.2 MILLION
TOTAL RETAIL & SERVICES SALES	\$30.5 MILLION

BOAT BUILDING (2%)
MOTOR/ENG. MFGR. (13%)
ACC./SUPPLIES MFGR. (28%)
DLRS/WHOLESALERS (3%)
BOAT SERVICES (64%)

Source: NMMMA's Center of Knowledge; Recreational Marine Research Center at Michigan State University